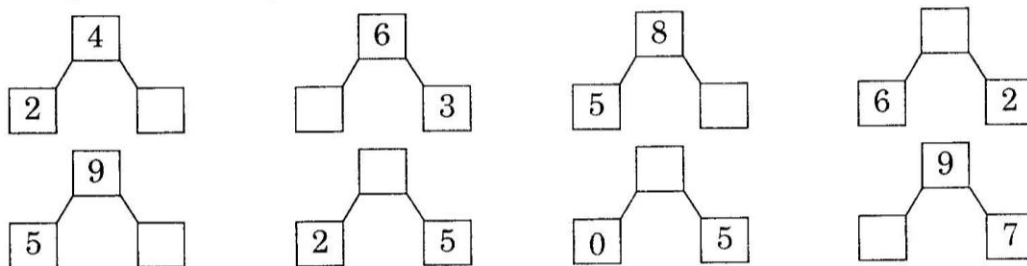


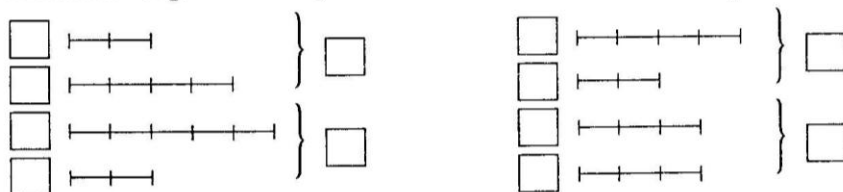
# FIȘA 1

## Adunarea și scăderea numerelor naturale de la 0 la 10

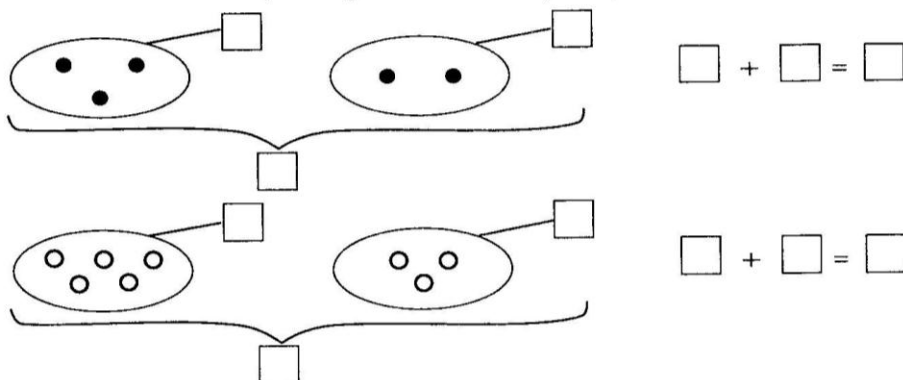
1. Completează căsuțele cu numerele potrivite:

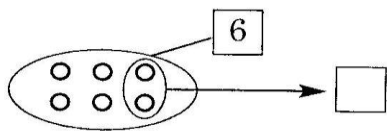


2. Numără segmentele și scrie numărul lor în căsuță:

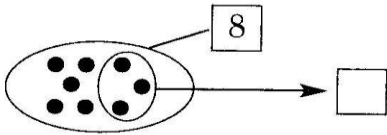


3. Observă desenele, completează căsuțele și scrie operația:



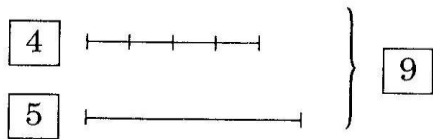


$$\square - \square = \square$$

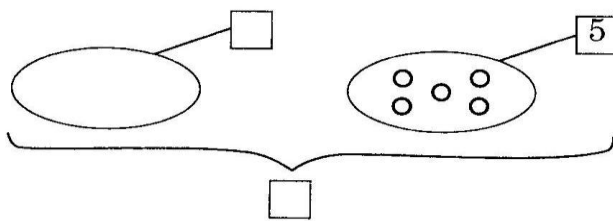


$$\square - \square = \square$$

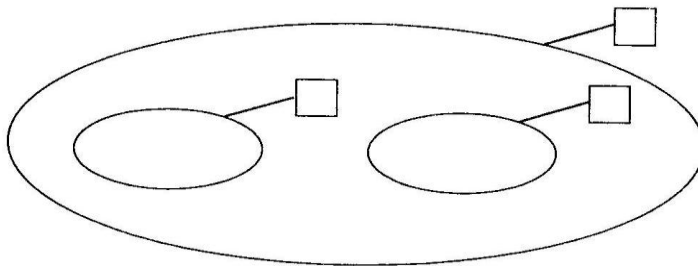
4. Observă și completează desenele urmărind operația:



$$4 + 5 = 9$$

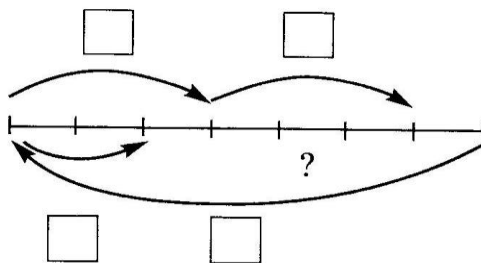


$$3 + 5 = 8$$



$$7 + 3 = 10$$

5. Transcrie operațiile:



$$\square + \square = \square$$

$$\square - \square = \square$$